



welcome!

PLEASE SIT ANYWHERE

once we are ALL SETTLED we
WILL GET INTRODUCED TO EACH
OTHER :)



Or, if you're brave, type in this long ugly link to your url:
<https://docs.google.com/presentation/d/1yASVI719Md22BaKmJ9dgHBLUII0J8ECEYLCr8VhqYJc/edit?usp=sharing>



USING DATA DRIVEN INSTRUCTION WITH BEHAVIOR

A presentation by Andrea Lowing

FIRST, LET'S TALK ABOUT APPROACHING BEHAVIOR IN EDUCATION...

APPLIED BEHAVIORAL ANALYSIS

A method of studying and managing behavior with the goal of bringing about change.

RESTORATIVE JUSTICE

A theory which focuses on mediation and agreement in order to prevent, intervene, and reintegrate.

DIFFERENT TYPES OF DATA COLLECTING FOR BEHAVIORS

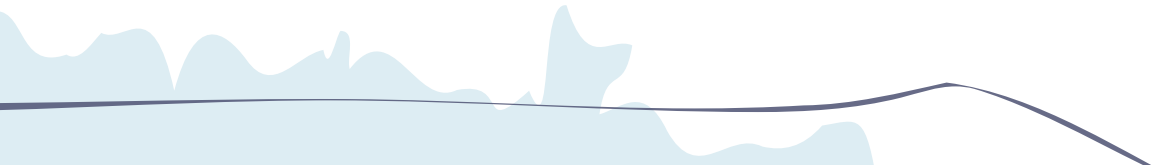
- ABC Data
- Frequency/Event Recording
- Duration Recording
- Latency Recording
- Interval Recording

WHAT DOES THIS DATA TELL US?

- Helps us to see trends in behaviors we normally may not notice.
- Allows teachers to evaluate their interventions and strategies.
- Will highlight any changes that need to be made.

WHAT DO TEACHERS NEED TO KNOW ABOUT DATA FOR BEHAVIOR?

- Data collection shapes teacher and student success.
- You will likely serve students who have behavioral needs.
- Data collection can be as simple as a tally mark on a sticky note!




we WILL explore DIFFERENT
resources, BUT FIRST...

Let's brainstorm some easy
ways to collect behavioral data.



PBIS


- Has TONS of different information on topics.
 - Has different tools and resources.
 - Has technology specific tips and how tos
- 

BEHAVIOR DOCTOR seminars

- Is a professional development resource.
- Has a bunch of seminars and tools.
- Has some free features, as well as featured premium resources.



LIFT-ED

- You're probably tired of listening to me, let's listen to the co-founder!
- 

REMEMBERING THE STUDENTS BEHIND THE DATA

The background features a light blue gradient on the right side, transitioning to white on the left. There are several dark blue water droplets of varying sizes scattered in the upper right quadrant. On the far left, there is a vertical strip of light orange color with a jagged, torn-paper-like edge.

- Although data can help us a lot, we need to remember that education is not black and white

USING DATA WITH RESTORATIVE JUSTICE PRACTICES

➤ Use the data collected to make decisions that integrate restorative practices.

